



山东探索智能科技有限公司

SHANDONG DELVER SMART-TECH CO., LTD

公司简介:



山东探索智能科技有限公司是一家创新型智能传感器高科技公司，专业从事纳米晶、非晶精密电流互感器系列产品研究、开发、生产和销售。公司是山东大学应用技术研究所定点科研实验单位，拥有专业研发团队，高级工程师5人，各类专业技术人员20人，公司员工近200人，90%的产品出口韩国、日本等国家和台湾地区，广泛应用于电动汽车、数字电表、断路器、漏电保护开关、无线充电、智能家居等领域，品质可靠，服务周到。您的选择，值得信赖。

关于我们:



公司主导产品有：互感器、直流互感器、高精度互感器、非晶磁芯、电感、环形绕线机。企业技术力量雄厚，检测设备先进，引进国外领先水平的制造工艺和技术，能充分满足用户的质量要求。

关于我们:



企业持续有效地运行通过ISO9001国际质量体系标准,使各类产品分别取欧亚共同体CE、美国UL、加拿大CAS以及俄罗斯等国际认证和国内CCEE电工安全认证、CCC强制认证。


关于我们:



我们的质量水平和这种生产制造技术即使不是我们的标准产品也可以开发满足客户所希望的任何特性的产品，如果客户利用我们的多种多样的标准尺寸，我们会在最短时间内生产满足客户所需要的任何尺寸和特性的产品

产品展示:

零序互感器




高精度互感器




普通互感器



抗直流互感器



高透磁率铁芯



CURRENT TRANSFORMER (SPLIT TYPE)



产品展示:

DELTA 零序互感器 ZERO PHASE CURRENT TRANSFORMER



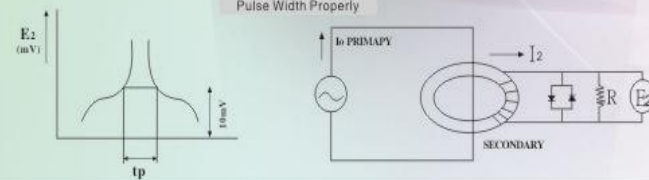
特性种类 ITEM	参数 PROPERTY	条件 CONDITION
输出特性(OUTPUT VOLTAGE)	E2: 17mV min	I0:25mA,R:1KΩ
残留磁性特性 (REMANENCE MAGNETISM)	×: ±10% max	DC 10A 通过后, 输出电压变化率. (Variation ration of output Voltage before to after passing the DC 10A).
温度特性(THERMAL PROPERTY)	×: ±10% max	20℃ 基准.(Standard) -20℃~80℃ 输出电压比率(Output voltage ratio)
平衡特性(PERMISSIBLE UNBALANCE)	V2: ±10% max	Ampere Flame×6(A),R: 1KΩ
脉冲宽度(PULSE WIDTH)	tp: 5m sec Min	I0:1~40A, R: 1KΩ

输出E2:消磁后测试
Output E2:Measured after demagnetization

平衡特性V2-RMS:在夹具上滚动, 读出最大值
Permissible Unbalance(V2)-RMS:Peak effective value
measured by turning ZCT round the primary winding jig.




接地相关的脉冲宽度特性.
Pulse Width Property



DELTA 零序互感器 ZERO PHASE CURRENT TRANSFORMER

应用范围 (APPLICATION)

漏电保护断路器 (Earth Leakage Circuit Breaker)
微电流感应传感器 (Residual Current Circuit Breaker)
漏电流检测断路器 (Leakage current detector interrupter)
电弧故障断路器 (Arc fault circuit interrupter)
接地故障断路器 (Ground fault circuit interrupter)



特点 (Features)

完美的屏蔽, 创造出优秀的平衡特性
Excellent balance characteristic by perfect shielding
稳定的无公差输出电压
Steady zero tolerance output voltage
优秀的温度特性
Excellent temperature character
高灵敏度、高精确性
High sensitive

标准尺寸

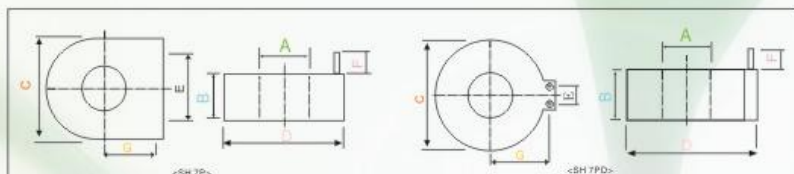
LEAD WIRE TYPE



Model	A(Min.)	B(Max.)	C(Max.)	D(Max.)	E	CURRENT
SH 6.5	6.3 .248"	6.1 .240"	15.0 .590"	17.6 .692"	5.5 .216"	15A, 30A
SH 7	6.8 .248"	7.5 .295"	17.0 .669"	19.5 .767"	6.0 .236"	15A, 30A
SH 9	9.0 .354"	7.6 .299"	22.0 .866"	25.0 .984"	6.0 .236"	30A, 50A
SH 10	9.4 .370"	7.6 .299"	19.0 .748"	21.0 .826"	6.0 .236"	50A, 100A
SH 11	10.2 .401"	9.0 .354"	24.0 .944"	27.0 1.063"	6.0 .236"	50A, 100A
SH 12	10.2 .401"	7.8 .307"	22.0 .866"	24.0 .944"	6.0 .236"	50A, 100A
SH 15	14.6 .574"	9.7 .381"	28.3 1.114"	31.0 1.220"	6.0 .236"	100A

产品展示:

零序互感器 ZERO PHASE CURRENT TRANSFORMER




Model	A(Min.)	B(Max.)	C(Max.)	D(Max.)	E	F(±0.5)	G	CURRENT
SH 7P	6.8 .267"	7.3 .287"	17.0 .669"	18.0 .315"	10.0 .393"	3.0 .118"	7.5 .295"	15A, 30A
SH 7PD	6.8 .267"	7.3 .287"	17.0 .669"	19.0 .748"	2.5 .098"	3.0 .118"	9.2 .362"	15A, 30A

SPECIAL TYPE




Model	A(Min.)	B(Max.)	C(Max.)	D(Max.)	USED A/F
SH 103	16.7 .657"	9.3 .366"	36.0 1.417"	37.3 1.468"	100A
SH 203	26.8 1.055"	14.1 .555"	51.5 2.027"	51.5 2.027"	225A
SH 403	48.8 1.921"	21.5 .846"	82.5 3.248"	82.5 3.248"	400A
SH 603	48.8 1.921"	28.0 1.102"	82.5 3.248"	82.5 3.248"	600A



Model	A(Min.)	B	C(Max.)	D(Max.)	E	CURRENT
SH7-4W	6.3	7.8	17.0	19.2	11.0	15A, 30A
SH10-4W	9.2	9.1	20.0	23.5	9.8	50A, 100A
SH12-4W	10.0	8.0	22.0	25.0	9.0	50A, 100A
SH15-4W	13.5	9.5	28.5	31.5	13.5	100A

高精度互感器 HIGH ACCURACY CURRENT TRANSFORMER



产品(MODEL)	电流比(CURRENT RATIO)	at load 10Ω RATIO ERROR	条件(CONDITION)
H-1P,W	5A / 2mA (2,500:1)	± 0.2%	NO LOAD
H-2P,W	60A / 24mA (2,500:1)	± 0.2%	
H-3P,W	120A / 48mA (2,500:1)	± 0.2%	
H-4P,W	120A / 48mA (2,500:1)	± 0.2%	
H-5W	200A / 80mA(2,500:1)	± 0.2%	

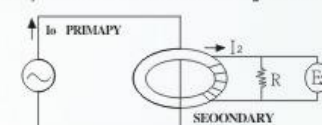
应用范围 (Application)

- 电子式电表/能量表。
Electronic watt-hour meter/ Energy meter.
- 功率转换器。
Power convertor.
- Accuracy remote power monitoring.
- 精密电流传感器。
Accuracy current sensor.


特点 (Features)

- 优秀的直线性 and 精确度。
Excellent linearity and accuracy.
- 标准精度0.2级。
Standard accuracy class is 0.2.
- 位相差小。
Low phase shift.

输出E2:消磁后测试
Output E2:Measured after demagnetization



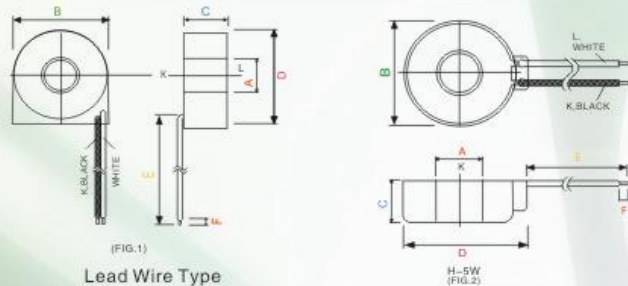
输出图例 (GRAPH OF OUTPUT)



产品展示:

STC 高精度互感器 HIGH ACCURACY CURRENT TRANSFORMER

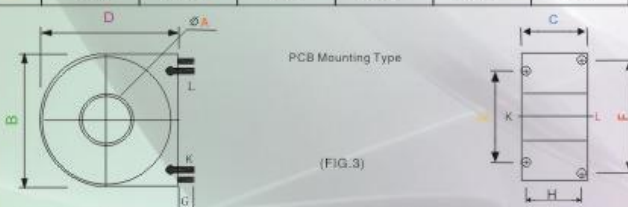
标准尺寸



Lead Wire Type

H-5W

Model	A(Min.)	B(Max.)	C(Max.)	D(Max.)	E(±3)	F(±1)	FIG.
H-1W	6.8 .267"	23.8 .937"	11.7 .460"	25.5 1.003"	120.0 4.724"	3.5 .138"	1
H-2W	8.8 .346"	25.2 .992"	16.6 .653"	27.2 1.070"	114.0 4.488"	3.5 .138"	1
H-3W	12.0 .472"	29.8 1.173"	17.7 .696"	29.8 1.173"	119.0 4.685"	3.5 .138"	1
H-4W	13.0±0.2 .511"	37.5 1.476"	14.3 .563"	38.7 1.523"	116.0 4.566"	3.5 .138"	1
H-5W	22.0 .866"	48.5 1.909"	17.0 .669"	51.5 2.027"	117.0 4.606"	3.5 .138"	2




PCB Mounting Type

(FIG.3)

Model	A(Min.)	B(Max.)	C(Max.)	D(Max.)	E(±0.3)	F(±0.3)	G(±0.5)	H(±0.3)	FIG
H-1P	6.8 .267"	23.8 .937"	11.7 .460"	25.5 1.004"	15.0 0.591"	19.1 0.752"	3.0 .118"	10.5 .413"	3
H-2P	8.8 .346"	25.2 .992"	16.6 .653"	27.2 1.070"	15.0 0.591"	19.1 0.752"	3.0 .118"	15.0 .591"	3
H-3P	12.0 .472"	31.0 1.220"	18.0 .708"	32.0 1.259"	22.8 0.897"	26.5 1.043"	3.0 .118"	16.7 .657"	3
H-4P	13.0±0.2 .512"	37.5 1.476"	14.3 .563"	38.7 1.524"	25.0 0.984"	33.0 1.299"	3.0 .118"	13.1 .515"	3

STC 直流互感器 DC CURRENT TRANSFORMER



产品(MODEL)	电流比(CURRENT RATIO)	比误差AC电流范围 (RatioError)	额定电流
HDC-2W,P	2,500:1	± 0.2%	40A,60A
HDC-3W,P	2,500:1	± 0.2%	80A,120A
HDC-4W,P	2,500:1	± 0.2%	120A
HDC-5W,P	2,500:1	± 0.2%	200A

应用范围 (Application)

- ➔ DC免疫电子式电表
DC electronic watt-hour meter.
- ➔ 维持AC/DC components的精确度。
Keep accuracy of the AC/DC components.Accuracy

输出E2:消磁后测试
Output E2:Measured after demagnetization.




特点 (Features)

- ➔ 优秀的比差和精确度。
Excellent ratio error and accuracy.
- ➔ 温度变化引起的相位差为零。
Zero phase difference by temperature change.
- ➔ AC/DC factor的优秀的直线性。
Excellent linearity in AC/DC factor.
- ➔ 微电流状态下的高精确度。
High accuracy in the micro current.



GRAPH OF OUTPUT.

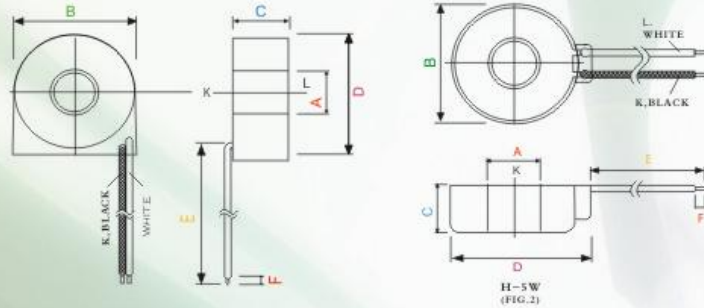


产品展示:

STC 直流互感器 DC CURRENT TRANSFORMER

STANDARD DIMENSIONS


Lead Wire Type



(FIG. 1)

(FIG. 2)

Model	A(Min.)	B(Max.)	C(Max.)	D(Max.)	E(±3)	F(±1)	FIG.
HDC-2W	8.8 .346"	25.2 .992"	16.6 .654"	27.2 1.071"	114.0 4.488"	3.5 .138"	1
HDC-3W	12.0 .472"	31.0 1.220"	18.0 .709"	32.0 1.260"	118.0 4.646"	3.5 .138"	1
HDC-4W	13.0±0.2 .512"	37.5 1.476"	14.3 .563"	38.7 1.524"	116.0 4.567"	3.5 .138"	1
HDC-5W	22.0 .866"	48.5 1.909"	17.0 .670"	51.5 2.028"	117.0 4.606"	3.5 .138"	2




PCB Mounting Type

(FIG. 3)

Model	A(Min.)	B(Max.)	C(Max.)	D(Max.)	E(±0.3)	F(±0.3)	G(±0.5)	H(±0.3)	FIG.
HDC-2P	8.8 .346"	25.2 .992"	16.6 .654"	27.2 1.071"	15.0 .591"	19.1 .752"	3.0 .118"	15.0 .591"	3
HDC-3P	12.0 .472"	31.0 1.220"	18.0 .709"	32.0 1.260"	22.8 .898"	26.5 1.043"	3.0 .118"	16.7 .657"	3
HDC-4P	13.0±0.2 .512"	37.5 1.476"	14.3 .563"	38.7 1.524"	25.0 .984"	33.0 1.299"	3.0 .118"	13.1 .515"	3

STC 普通互感器 DC current transformer

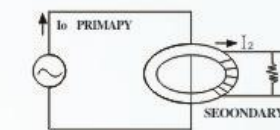


特性种类 ITEM	输出 OUTPUT	条件 CONDITION
输出 (OUTPUT)	1,000 mV	I _o :10 A, R:100 Ω

应用范围 (Application)

- 电流传感器。
Current sensor.
- Over/Under 电流继电器, 保护器。
Over/Under current relay, protector.
- 电机, 电热器调节器。
Motor, heater adjustor.

输出E2: 消磁后测试
Output E2: Measured after demagnetization.




特点 (Features)

- 优秀的直线性。
Excellent linearity.
- 长饱和点和高输出。
Long saturation point and high output.

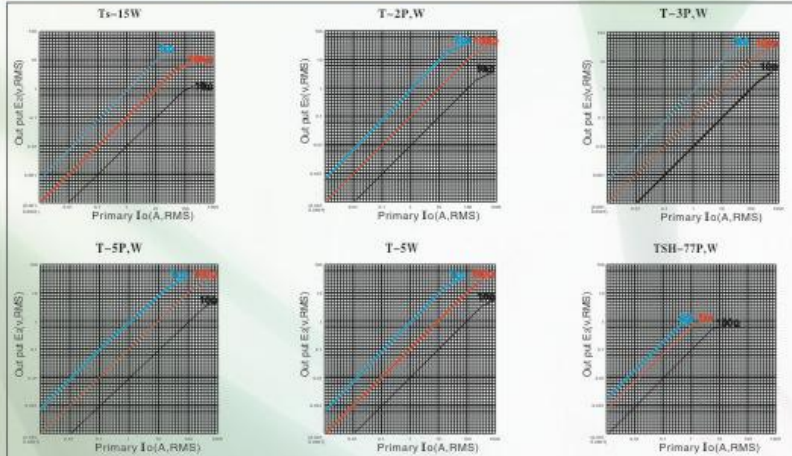


GRAPH OF OUTPUT.



产品展示:

普通互感器 DC current transformer

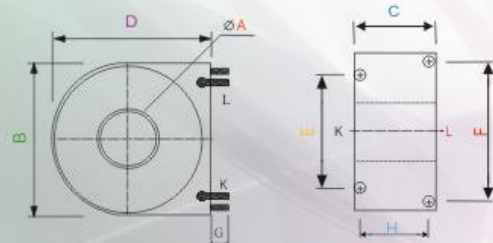


STANDARD DIMENSIONS

Lead Pin Type



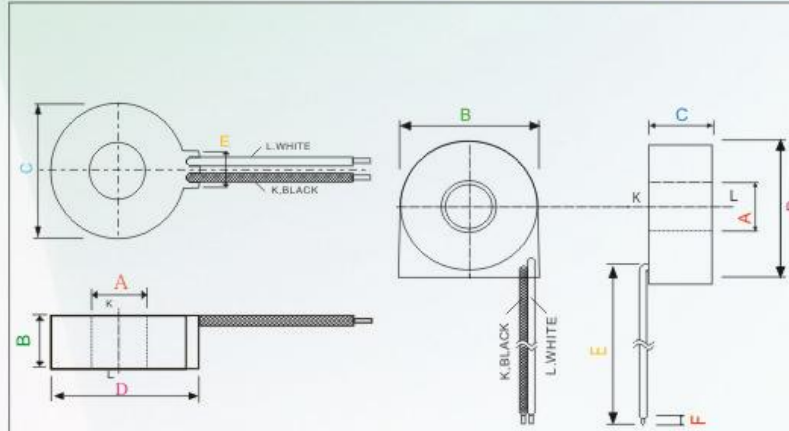
(FIG.1)



(FIG.2)PCB Mounting Type

Model	A(Min.)	B(Max.)	C(Max.)	D(Max.)	E	F	G(±0.3)	H(±0.5)	at 1000 Max.CURRENT	FIG
Ts-7P	6.8 .267"	7.3 .287"	17.0 .669"	18.0 .708"	10.0 .393"	3.0 ± 0.5 .118"	7.5 .295"		30A	1
T-1P	6.8 .267"	23.8 .937"	11.7 .460"	25.5 1.003"	15.0 .590"	19.1 .752"	3.0 .118"	10.5 .413"	40A	2
T-2P	8.8 .346"	25.2 .992"	16.6 .653"	27.2 1.070"	15.0 .590"	19.1 .752"	3.0 .118"	15.0 .590"	100A	2
T-3P	12.0 .472"	31.0 1.220"	18.0 .708"	32.0 1.259"	22.8 .897"	26.5 1.043"	3.0 .118"	16.7 .657"	150A	2
T-4P	13.0 ± 0.2 .511"	37.5 1.476"	14.3 0.563"	38.7 1.523"	25.0 .984"	33.0 1.299"	3.0 .118"	13.1 .515"	200A	2

普通互感器 DC current transformer



(FIG.1)

(FIG.2)

Model	A(Min.)	B(Max.)	C(Max.)	D(Max.)	E	E	at 1000 Max.CURRENT	Picture
Ts-7W	6.8 .267"	7.5 .295"	17.0 .669"	19.5 0.767"	6.0 0.236"		30A	1
Ts-9W	9.0 .354"	9.0 .354"	22.0 .866"	25.0 0.984"	6.0 0.236"		40A	1
Ts-15W	14.6 .574"	9.7 .381"	28.3 1.114"	31.0 1.220"	6.0 .236"		50A	1
Ts-16W	15.5 .610"	9.0 .354"	30.0 1.181"	32.7 1.287"	6.0 0.236"		200A	1
T-2W	8.8 .346"	25.2 .992"	16.6 .653"	27.2 1.070"	114.0 4.488"	3.5 .137"	100A	2
T-3W	12.0 .472"	29.8 1.173"	17.7 .696"	29.8 1.173"	119.0 4.685"	3.5 .137"	150A	2
T-4W	13.0 ± 0.2 .511"	37.5 1.476"	14.3 .563"	38.7 1.523"	116.0 4.566"	3.5 .137"	200A	
T-5W	22.0 .866"	17.0 .669"	48.5 1.909"	51.5 2.027"	12.5 0.492"		250A	1

产品展示:

STC 漏电保护IC模块 (Earth leakage protection IC module)

漏电保护IC模块:

漏电保护IC模块是把检测漏电并比较分析的IC芯片和发生漏电时具有断开漏电路功能的可控硅, 高密度集成到零序互感器内部, 具有非常强的耐湿、耐静电、耐冲击波的特点。

漏电保护控制线路板外分立元器件大为减少, 产品可靠性、良品率与生产效率显著提高。

本IC模块的基本动作原理是零序互感器监测到的漏电量传入到IC(芯片)与芯片内部的基准值相比较, 若漏电流大于基准值时, 把触发信号传达给可控硅触发端, 则可控硅将导通, 拉动物线圈将形成负载形成磁场, 这时形成的磁场拉动物结构件部分的拉杆, 漏电保护断路器既被断开。

本产品适用于漏电保护断路器 (ELCB: Earth Leakage Circuit Breaker)、接地漏电保护插头(GFCI: Ground Fault Circuit Interrupter)、防电弧插头 (AFCI: Arc Fault Circuit Interrupter)、漏电保护插头等产品 (LCDI: Leakage Current Detector Interrupter) 等产品。

Earth leakage protection IC module

Introduction:

Earth leakage protection IC module is the high density integration in zero phase transformer composed of IC leakage detection, comparison and analysis IC and SCR functioning as breaking when earth leakage occurs, which is characteristic of high waterlogging-tolerance; anti-static; shock wave tolerance etc


The components quantity in the leakage protection control circuit reduces obviously, besides working procedure; badness causation; charge of using accessorial material; components manage item decline also comparing to congeneric products.

Basic operation principle is that transmit the leakage value detected by zero phase transformer to IC, comparing with the norm value in IC and then deciding whether have leakage or not. If have leakage, IC conveys a signal to SCR-gate and then the SCR turns on and creates the magnetic field, at this time, if the created magnetic field pulls up trip-bar, leakage breaker is off.

This product is possible to adapt to the ICs like ELCB(Earth Leakage Circuit Breaker);GFCI(Ground Fault Circuit Interrupter); AFCI(Arc Fault Circuit Interrupter); and LCD(leakage Current Detector Interrupter).

特点 (Features)

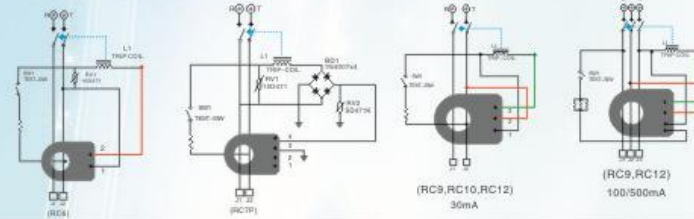
- 耐潮湿性能非常强。
Strong tolerance to moisture.
- 相对一般产品, 元器件明显减少。
Fewer number components comparing to normal products
- EMC (EMI,EMS)
适合高信赖性要求的电路设计。
Optimum design for circuit ensured reliable.
- 显著提高作业效率, 降低费用。
Saves on labor costs (by more than 50%).
- 减少不良率。
Reduced error rate (100% and 80% respectively in terms of humidity and processes error).



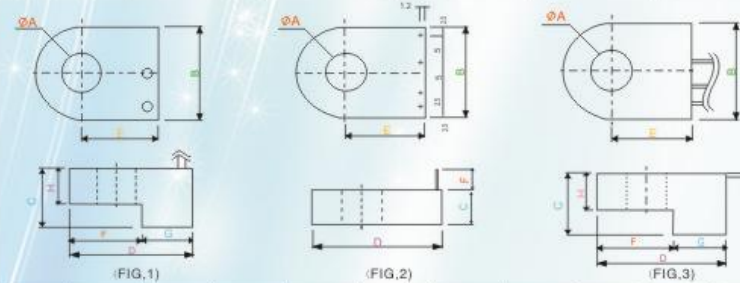
STC 漏电保护IC模块 (Earth leakage protection IC module)

DIAPHRAM OF PROPERTY TEST

APPLICATION CIRCUIT



MODEL	SENSITIVITIES	SUPPLY VOLTAGE	TRIP TIME	RATED CURRENT	APPLICATION
RC 6	5, 15, 30mA	125V, 110 / 220V	30ms	15, 30A	GFCI, AFCI, LCDI
RC 7P	5, 15, 30mA	110 / 220V	30ms	30, 50A	ELCB, LCDI
RC 9	15, 30mA	110 / 220V	30/100ms	30, 50A	ELCB
RC 10	15, 30, 100 / 500mA	220V, 460V	30/100ms	30, 50, 100A	ELCB
RC 12	30, 100 / 500mA	220V, 460V	100ms	50, 100A	ELCB



Model	A(Min.)	B(Max.)	C(Max.)	D(Max.)	E	F	G	H(Max.)	I(Max.)	FIG
RC 6	6.3 .248"	17.5 .689"	11.0 .433"	23.5 .925"	14.8 .582"	12.0 .472"	11.5 .452"	6.5 .255"		1
RC 7P	6.5 .255"	17.4 .685"	7.5 .295"	21.0 .826"	12.3 .484"	5.7 .224"				2
RC 9	9.2 .362"	23.5 .925"	11.5 .452"	30.5 1.200"	21.0 .826"	19.0 .748"	11.5 .452"	9.0 .354"		1
RC 10	9.4 .370"	19.0 .748"	11.5 .452"	30.5 1.200"	18.5 .728"	16.5 .649"	11.5 .452"	8.0 .315"	23.5 .925"	3
RC 12	10.0 .405"	23.5 .925"	11.5 .452"	30.5 1.200"	19.0 .748"	19.0 .748"	11.5 .452"	9.0 .354"		1

产品展示:

非晶、纳米晶可饱和磁芯 Amorphous and nanocrystalline saturated magnetic core

非晶、纳米晶可饱和磁芯(Amorphous and nanocrystalline saturated magnetic core)

作为中国最大的磁放大器生产基地,我们在国内首创将钴基非晶、铁基纳米晶软磁合金材料应用开发并大批量生产计算机电源专用磁放大器铁芯并居国内领先水平,是目前国内少数几家可以大规模生产加工磁芯的专业厂家。

As the largest production base of magnetic amplifier in China, we firstly apply and develop the Co-based amorphous and Fe-based nanocrystalline soft magnetic alloy material. The magnetic amplifier core for computer power produced by us takes the advanced level at domestic. Our company is the specialized manufacturer of large-scaled magnetic core production and process.

性能特点(Feature):

采用钴基非晶、铁基非晶或铁基的纳米晶软磁材料制作,具有很高的导磁率和低损耗,适用于高频工作,磁性曲线矩形比大于92%。

Made from Co-based, Fe-based amorphous or Fe-based nanocrystalline soft magnetic material, with high permeability and low loss, applied for high frequency, squareness ratio of magnetic property curve is over 92%.

产品性能(Product feature):

型号 Part No	性能 Feature	BS (T)	居里温度(°C) Curie temperature (°C)	饱和磁致伸缩系数 $\times 10^{-4}$ Saturation hysteresis flex ($\times 10^{-4}$)	连续工作温度范围(°C) Constant work temperature range (°C)
DY型		1.2	570	2	-50-120
DYC型		0.7	250	0	-50-120

产品规格(Product specification):

型号	磁芯尺寸 (mm)			外壳尺寸 (mm)		
	OD	ID	HT	OD	ID	HT
DY0604	5.8	4.0	3.4	6.5	3.0	4.0
DYC1005	9.3	7.4	4.3	11.0	5.5	5.9
DY1005	9.5	7.2	4.5	11.3	5.4	7.0
DY1005A	10.5	7.4	4.5	12.3	5.6	7.0
DY1203	12.2	8.5	3.0	14.6	6.6	5.4
DYC1205	12.0	8.7	4.3	14.7	6.6	7.1
DY1205	12.2	9.6	4.3	14.7	6.6	7.1
DY1205A	11.8	8.3	4.5	14.0	6.5	7.0
DY1304	13.0	10.0	3.9	15.7	8.0	6.0
DY1403	14.0	10.0	3.2	16.3	8.5	5.6
DY1405	14.0	10.0	5.0	16.0	8.0	7.0
DY1408	14.0	9.0	8.0	16.0	7.7	11.2
DYC1505	14.1	10.2	4.4	17.4	8.4	6.8
DY1506	15.0	10.0	6.0	17.8	8.5	9.2
DY1609	16.0	10.0	9.0	17.2	7.8	12.4
DY1703	17.0	13.0	3.2	19.4	10.8	5.5
DY1707	17.0	13.0	6.5	20.0	11.0	9.4
DY1805	18.0	12.5	4.5	21.7	9.8	7.5
DY1808	18.0	11.0	8.0	20.4	9.4	9.7
DY1810	18.0	11.0	10.0	20.0	9.3	12.1

共模电感 EMC/ELECTRO MANGNETIC COMPATIBILITY

共模电感 Common mode induction

性能特点 (Feature):

具有极高初始导磁率,在低磁通下具有大的阻抗和插入损耗,对弱干扰具有极好的抑制作用,在较宽的频率范围内,呈现出无共振插入损耗特性。

- 高初始导磁率: 是铁氧体的5-20倍,因而具有更大的插入损耗,对传导干扰的抑制作用远大于铁氧体。
- 高饱和磁感应强度: 比铁氧体高2-3倍。在电流强干扰的场合不易磁化到饱和。
- 卓越的温度稳定性: 较高的居里温度,在有大温度波动的情况下,合金的性能变化率明显低于铁氧体,具有优良的稳定性,而且性能的变化接近于线性。
- 灵活的频率特性: 可以更加灵活地通过调整工艺来得到所需要的频率特性。通过不同的制造工艺,配合适当的线圈匝数可以得到不同的阻抗特性,满足不同波段的滤波要求,使其阻抗值大大高于铁氧体。



High initial permeability, large impedance and insertion loss under low magnetic force, excellent resistance of weak interference, without resonance insertion loss in wide frequency range

- High initial permeability: it is five to twenty times of ferrite. So it has more insertion loss and resistance of conduction interference than ferrite.
- High Saturation magnetic induction density: it is two to three times of ferrite. It is difficult for magnetization in the condition of strong current interference.
- Excellent temperature stability: high Curie temperature, the performance change ratio is smaller than ferrite in the condition of large temperature fluctuation. It also has good stability and performance change is near to linearity.
- Flexible frequency: the required frequency can be got by adjusting workmanship flexibly. There are different impedances with different workmanship and proper turns to meet the requirements of different wave band filtering. So its impedance value is much bigger than ferrite.

应用范围 Application:

电网共模干扰滤除 Resistance on common mode interference of electrical network

电子设备和电子仪器抗冲击干扰 Resistance on pulse of electrical equipment and instrument

性能指标 Feature:

饱和磁感应强度 High saturation induction density	1.2T	初始磁导率 Initial permeability	>80,000
居里温度 Curie temperature	570°C	最大磁导率 Maximal permeability	>200,000
晶化温度 Crystallization temperature	540°C	矫顽力 Coercive force	<2A/m
饱和磁致伸缩系数 Saturation hysteresis flex	<2($\times 10^{-4}$)	连续工作温度范围 Constant work temperature range	-55 - 120°C

产品规格 Product specification:

型号 Part No.	磁芯尺寸 (mm) Core dimension (mm)			外壳尺寸 (mm) Coated dimension (mm)			平均磁路长度 (mm) Average magnetic path length (mm)
	OD	ID	HT	OD	ID	HT	
DYF1205H	12	8	5	14.0	6.5	7.0	31.4
DYF1505H	15	9	5	17.5	8.4	6.8	37.7
DYF1609H	16	10	9	17.2	7.8	12.4	40.8
DYF1810H	18	11	10	20.0	9.3	12.1	45.5
DYF2005H	20	12	5	21.9	10.0	7.1	50.3
DYF2010H	20	12	10	22.1	10.3	12.5	50.3
DYF2610H	26	16	10	28.0	13.9	13.0	65.9
DYF3210H	32	20	10	34.2	18.1	13.2	81.7
DYF3710H	37	25	10	39.8	21.0	12.3	97.4

产品展示:

铁镍基非晶带材 Anti-theft label

铁镍基非晶带材

性能特点:

高导磁率, 灵敏度高, 漏检率低, 带材柔韧性好, 性能稳定。

应用范围:

超级市场谐波式、磁声式及非对称回线式防盗标签
图书馆谐波式、磁声式及非对称回线式防盗标签

产品规格:

条带宽度 mm	条带长度 mm	带材厚度 μm
1-2 \pm 0.1	100 \pm 2	30 \pm 5
2-4 \pm 0.1	100 \pm 2	30 \pm 5

* (可根据客户要求制作)

Anti-theft label

Feature:

High permeability, high sensitivity, low omission factor, fine flexibility of ribbon, stable performance.

Application:

Harmonic-wave, magnetic-sound and nonsymmetrical loop anti-theft label of supermarket

Harmonic-wave, magnetic-sound and nonsymmetrical loop anti-theft label of library

Product specification

Width mm	Length mm	Thickness μm
1-2 \pm 0.1	100 \pm 2	30 \pm 5
1-2 \pm 0.1	100 \pm 2	30 \pm 5

The product can be made according to customers' requirement.



磁芯 塑料护盒类表 Catalogue-Core Plastic Protects the box Category table

磁芯 塑料护盒类表 Catalogue-Core Plastic Protects the box Category table

规格(Specification)	模具号(Mold Number)	规格(Specification)	模具号(Mold Number)	规格(Specification)	模具号(Mold Number)	规格(Specification)	模具号(Mold Number)
117A	7	6.5/9.5*4.5	521	8*10*4.5	278	8.7/12*4.7	305
AG264	9	6.5/9.8*4.5	196	8/11.6*5	590	8.7/15.5*20.6	442
新07	10	6.5/10*4.5	222	8/11.6*5	591	8.7/18.2*10	238
新AG264	15	6.5/10*4.5	13	8/12*3	626	8.8/12.2*0.35	561
06盒	115	6.5/10*5	161	8/12*4.5	295	8.8/12.2*2.5	291
07盒	148	6.3/10.2*5	399	8/12*4.7	344	8.3/12*4.5	682
08盒	149	6.7/9.8*4	406	8/12*4.7	346	8.7/12.25*0.35	727/728
09盒	203	6.7/9.8*4	407	8/12*4.7	303	8.2/12.5*3.2	744
800A	527			8/12*4.7	304	8.7/15.3*5	766
800A	528			8/12*4.7	306		
FS-1005	576			8/13*4.5	583		
FS-1505	577	7/10*6	252	8/14*6.5	548		
新06盒	2	7/10.5*4.5	646	8/14*10	64		
SA-100	872	7/14*4.5	372	8/15.5*16.5	469		
		7.5/9.6*4.5	625	8/18*4.5	376	9/11*2.5	584
3.6/8*3.4	464	7.5/10*4.5	296	8.2/12.4*(4.5-4.8)	423	9/13*2.5	70
		7.6/12.3*3.5	400	8.2/12.4*(4.5-4.8)	424	9/13.5*8	112
4.5/8*5	156	7.6/12.3*5	41	8.5/12*4.5	277	9/14*8	124
5/11.2*5.5	420	7.5/15*13	772	8.5/15.5*20	166	9/16*9	119
5.5/9*4	233	7.7/10.7*7隔板	777	8.7/12*4.5	234	9/16*10	108
6.4/11.8*5				8.7/12*4.5	308	9.1/13.4*3	
9.3/13*10 (带托)	187	10/12.4*3.2	623	10/16*10	540		
9.3/13*10	410	10/13*2.5	463	10/16*15	39		
9.5/12.7*2.5	428	10/13.5*2.5	268	10/16.5*4.5	497		
9.5/12.7*3.5	416	10/13.5*3.2	42	10/18*10	191	11/16*8	767
9.5/12.8*2.5	452	10/14*3.2	41	10/20*5	549	11.5/24*20	764
9.5/13*5	195	10.5/14*3.2	315	10/23.5*23.5	297	11/22*20	243
9.6/16*3.85	515	10/14*5	59	10/25*15	294	11/14.5*2.5	605
9.5/15.3*5	603	10/14.5*5	538	10/22*10	720	11/18*21	726
9.6/12.7*3.5	416	10/14*6.5	224	10.5/14.5*3.2	117	11/18*8	
9.6/13.5*10	244	10/14*12	467	10.5/14.5*8	131	11/14.8*10	565
9.7/13.3*1.8	566	10/14.5*4.7	398	10.5/14.5*10	133	11/16*6.5	239
9.8/13.8*10	218	10/15*4.5	514	10.5/14.5*10	418	11/18*8	307
9.3/13.5*10	279	10/15*6	235	10.5/14.5*10	419	11/18*10	338
9/13* (4.5-4.8)	674/675	10/15*25	258	10.5/17.5*10	260	11/18*10	522
9.3/13*10 表面带筋	751	10/16*8	85	10.5/18*10	547	11/20*8	375
9.6/15*10	773	10/16.4*8	127	10.5/19*3	261	11/21*16.5	470
		10/16*5	83	10.5/21.5*4.5	422	11/22*20	243
		10/16*5	86	10.5/24*10	580	11/24*20	280
		10/16*8	598	10.7/21*15	162	11/14.5*2.5	605
				10/22*10	720	11.3/15.3*6.5	690
				10/22*5	754	11.2/13.5*3.2	784

注:规格为铁芯尺寸(内径/外径*高度) Note:The specification is the ferrite core size (the inside diameter/Outer diameter * height)

产品展示:

STC PCB ASS'Y OEM

PCB产品



流水线设备



STC 负离子空气净化节能灯

产品介绍:

负离子空气净化节能灯是一种将高效节能与绿色环保完美结合在一起的高科技产品,具有良好的视觉效果。节能特性,又具备净化空气、杀菌、消毒、除臭除烟功能。该产品发光特性好、显色好、无频闪,在灯光下看书、工作不易发生眼疲劳;与普通照明电器相比较,在相同亮度的情况下可节约电能60~80%。

该产品在照明的同时可以释放大量自由电子,自由电子与空气中的氧结合而产生大量有益于人体健康的负性离子,通过对光的热效应释放能量(此反应类似与雨天的闪电、打雷效应),将负离子均匀地扩散到整个室内空间并与空气中多种有害物质分子如病毒分子、烟雾分子反应,从而使病毒分子改变结构或能量转换,起到杀菌、消毒、除异味和除烟雾的作用。

Product introduction:

Anion air purification energy conservation lamp is a kind of efficient energy conservation and environmental protection high-tech product, which has favorable glow effect, energy conservation, air purification, sterilization, antiseptic, deodorization and wiping off smoke function. To convert the low frequency to high frequency half bridge commuted current offering to product by modern frequency conversion technology, anion air purification energy conservation lamp has the energy conservation function by working at the interval switch state. The product can save energy 60~80 percent comparing to normal illumination appliance in the same intensity of illumination, for good irradiance, good color rendering, no-frequency flicker, you can read and work using this lamp without fatigue.

This product can release large numbers of free electrons which can combine with the oxygen in the air to generate large numbers anions availed to human health and release hugeness energy (like the lighting and thunder effect), the anion can diffuse in the whole room and combine with manifold harmful components such as virus molecule, smoke molecule to make the molecule change the configuration or do energy conversion by the lamplight thermal effect.

技术参数:

1. 电参数: 功率/11W~85W; 电源电压/110V/220V; 电源频率/50~60Hz
2. 光通量: 600~5000Lm (光效: $\geq 60\text{Lm/W}$)
3. 色温: 色温2700K (RN-白炽灯色)、3000K (RN-暖白色)、3500K (RB-白色)、4000K (RL-冷白色)、5000K (RZ-中性白色)、6500K (RR-日光色)
4. 显色指数: $Ra \geq 82$
5. 寿命: ≥ 8000 小时, 工作频率: $\geq 25\text{KHz}$
6. 负离子浓度: $2 \sim 6 \times 1000000$ 个/立方厘米
7. 臭氧浓度: $< 0.05\text{PPM}$



Technique parameter:


1. Electric parameter: power 11W~85W; power voltage: 110V/220V; power frequency: 50~60HZ
2. Luminous flux: 600~5000Lm (luminance effect: $\geq 60\text{Lm/W}$)
3. Color temperature: color temperature 2700K (RN-incandescent lamp color), 3000K (RN-warm color), 3500K (RB-white), 4000K (RL-cold white), 5000K (R)
4. Color-rendering index: $Ra \geq 82$
5. Life: ≥ 8000 hours, work frequency: $\geq 25\text{KHz}$
6. Anion density: $2 \sim 6 \times 1000000\text{pcs/cm}^3$
7. Ozone density: $< 0.05\text{PPM}$

合作主要客户:

产品主要销往韩国、日本、美国、越南、中国台湾等国家和地区


生产设备:




生产设备:



自动包装机



中型绕线机



磁环自动卷绕机



高低温试验箱


生产设备：



车间磁芯生产线



自动包装机



全自动产品检测仪器

企业资质:

IPI ADDENDUM

NOTICE OF COMPLETION AND AUTHORIZATION TO APPLY THE UL MARK

Our Reference: File E475413, Vol. 1 Project Number: 47987020
 Your Reference: Chee, Jungil
 Project Scope: (E475413-002)(4) 3-Phase Current Transformer, Types H, S, H1, SST / T, S, T / OH / Base - Project# 47987020

This addendum covers products manufactured at the following location:
 SUNGHAM TRANSISTEK CO LTD
 34 Yansoo-ro 9-gil Eungyeop-gu
 Seoul 150-880, Korea
 Contact Person: Sam Cho

Before you may begin shipping product with the UL Mark at the above manufacturing location, an Initial Production Inspection (IPI) must be successfully performed by a UL representative at the location.

The IPI is intended to confirm that your manufacturing location is capable of producing a product in accordance with UL's requirements. **YOU MAY NOT SHIP PRODUCTS WITH THE UL MARK UNTIL THE IPI HAS BEEN COMPLETED AND YOU HAVE FOUND THE PRODUCTS AT THE FACTORY TO COMPLY WITH OUR REQUIREMENTS.** Once the IPI has been successfully completed, you will be granted authorization to ship products bearing the UL Mark.

Instructions for the IPI will be sent to our inspection center nearest to you. The inspection center will contact you directly to make arrangements for the IPI.

Inspection Center Information:
 Inspection Center #12
 200 P.O. Sangnam Pseong Center
 Seoul 152-004, Korea
 Tel: +82-2-2008-8173
 Contact Person: Sam Cho

Very truly yours,
 Sangha Kim
 402-0204-3009
 Staff Engineer
 Sangha.kim@ul.com

Reviewed by:
 Bruce A. Mahoney
 80-0264-3009
 CPO Director
 Bruce.A.Mahoney@ul.com

WHT02A1-020020

This is an electronically generated notice. Signatures are not required for this document to be valid. Page 1 of 1

NOTICE OF COMPLETION AND AUTHORIZATION TO APPLY THE UL MARK

06000216

Sungnam Transistek Co Ltd
 Jungil Chee
 34 Yansoo-ro 9-gil Eungyeop-gu
 Seoul - Kr

Our Reference: File E475413, Vol. 1 Project Number: 47987020
 Your Reference: Chee, Jungil
 Project Scope: (E475413-002)(4) 3-Phase Current Transformer, Types H, S, H1, SST / T, S, T / OH / Base - Project# 47987020

Dear Jungil Chee:

Congratulations! UL's investigation of your product(s) has been completed under the above Reference Number and the product was determined to comply with the applicable requirements. This letter temporarily authorizes the UL Follow-Up Sampling Procedure and serves as authorization to apply the UL Mark at authorized facilities under UL's Follow-Up Sampling Program. To provide your manufacturer(s) with the intended authorization to use the UL Mark, you must send a copy of this notice to each manufacturing location currently authorized under File E475413, Vol. 1 and including any special instructions as indicated in the addendum to this letter.

Records in the Follow-Up Sampling Procedure covering the product are now being prepared and will be sent in the near future. Until then, this notice authorizes application of the UL Mark for 90 days from the date indicated above.

Additional requirements related to your responsibilities as the Applicant can be found in the document "Applicant Responsibilities related to Early Authorizations" that can be found at the following web-site: <http://www.ul.com/usa/responsibilities>

Any information and documentation provided to you concerning UL Mark services are provided on behalf of UL LLC (UL) or any authorized licensee of UL.

We are excited you are now able to apply the UL Mark to your products and appreciate your business. Feel free to contact me at any of our Customer Service representatives if you have any questions.

Very truly yours,
 Sangha Kim
 402-0204-3009
 Staff Engineer
 Sangha.kim@ul.com

Reviewed by:
 Bruce A. Mahoney
 80-0264-3009
 CPO Director
 Bruce.A.Mahoney@ul.com

WHT02A1-020020

This is an electronically generated notice. Signatures are not required for this document to be valid. Page 1 of 1

DEMKO CERTIFICATE

CERTIFICATE OF CONFORMITY

According to
Low Voltage Directive 2006/95/EC

Certificate No.: E475413-06-30-3
 Product: Split Type Current Transformer
 Model / Type ref.: SST series
 Holder of Certificate: SUNGHAM TRANSISTEK CO LTD
 34 Yansoo-ro 9-gil Eungyeop-gu, Seoul, Korea
 Manufacturer: Same as above
 Trade Mark: **Sst**
 Electrical Rating: Max. 600 VAc, 200 A, Measurement Category: CAT II or CAT III
 Insulation Class: N/A
 Degree of Protection: N/A
 Additional Information: N/A

This certificate is only valid for products submitted for certification, which are identical to the tested and certified product(s). It is confirmed that a sample of the product has been tested and found in conformity with the following standard(s):
 Standard(s): EN 61010 - 1 : 2010 (3rd Edition), EN 61010-2-030: 2010 (First Edition)

Detailed specification of the tested and certified product are shown in the following Test Report:
 Test Report Ref. No.: 4786870322-CE-2 Issued Date: 2015-06-30 By: U.K. Korea Ltd.

The Member States of the EU shall presume compliance with the provisions of the Low Voltage Directive (LVD) 2006/95/EC of 17th December 2006, when the product is carrying the CE mark of conformity, a Declaration of Conformity with the LVD Directive has been completed and signed by the manufacturer or his authorized representative as stipulated within the Certificate, and when the additional requirements of Annex IV regarding internal production control and the presence of technical documentation are complied with.

This document contains 1 page(s).

Date: 2015-06-30 Signature: *K.S. Lee*
 Kanghik Lee
 AP (GMA) PSE
 U.K. Korea Ltd.
 200 P.O. Sangnam Pseong Center, 127
 Yongsong-dong, Sangnam-gu, Seoul, Korea
 Tel: +82 2 2008 8000 Fax: +82 2 2008 8049

DEMKO CERTIFICATE

CERTIFICATE OF CONFORMITY

According to
Low Voltage Directive 2006/95/EC

Certificate No.: E475413-06-30-2
 Product: Commercial Grade Current Transformer
 Model / Type ref.: T series
 Holder of Certificate: SUNGHAM TRANSISTEK CO LTD
 34 Yansoo-ro 9-gil Eungyeop-gu, Seoul, Korea
 Manufacturer: Same as above
 Trade Mark: **Sst**
 Electrical Rating: Max. 600 VAc, 200 A, Measurement Category: CAT II or CAT III
 Insulation Class: N/A
 Degree of Protection: N/A
 Additional Information: N/A

This certificate is only valid for products submitted for certification, which are identical to the tested and certified product(s). It is confirmed that a sample of the product has been tested and found in conformity with the following standard(s):
 Standard(s): EN 61010 - 1 : 2010 (3rd Edition), EN 61010-2-030: 2010 (First Edition)

Detailed specification of the tested and certified product are shown in the following Test Report:
 Test Report Ref. No.: 4786870322-CE-2 Issued Date: 2015-06-30 By: U.K. Korea Ltd.

The Member States of the EU shall presume compliance with the provisions of the Low Voltage Directive (LVD) 2006/95/EC of 17th December 2006, when the product is carrying the CE mark of conformity, a Declaration of Conformity with the LVD Directive has been completed and signed by the manufacturer or his authorized representative as stipulated within the Certificate, and when the additional requirements of Annex IV regarding internal production control and the presence of technical documentation are complied with.

This document contains 1 page(s).

Date: 2015-06-30 Signature: *K.S. Lee*
 Kanghik Lee
 AP (GMA) PSE
 U.K. Korea Ltd.
 200 P.O. Sangnam Pseong Center, 127
 Yongsong-dong, Sangnam-gu, Seoul, Korea
 Tel: +82 2 2008 8000 Fax: +82 2 2008 8049

DEMKO CERTIFICATE

CERTIFICATE OF CONFORMITY

According to
Low Voltage Directive 2006/95/EC

Certificate No.: E475413-06-30-1
 Product: Zero Phase Current Transformer
 Model / Type ref.: H series
 Holder of Certificate: SUNGHAM TRANSISTEK CO LTD
 34 Yansoo-ro 9-gil Eungyeop-gu, Seoul, Korea
 Manufacturer: Same as above
 Trade Mark: **Sst**
 Electrical Rating: Max. 600 VAc, 200 A, Measurement Category: CAT II or CAT III
 Insulation Class: N/A
 Degree of Protection: N/A
 Additional Information: N/A

This certificate is only valid for products submitted for certification, which are identical to the tested and certified product(s). It is confirmed that a sample of the product has been tested and found in conformity with the following standard(s):
 Standard(s): EN 61010 - 1 : 2010 (3rd Edition), EN 61010-2-030: 2010 (First Edition)

Detailed specification of the tested and certified product are shown in the following Test Report:
 Test Report Ref. No.: 4786870322-CE-1 Issued Date: 2015-06-30 By: U.K. Korea Ltd.

The Member States of the EU shall presume compliance with the provisions of the Low Voltage Directive (LVD) 2006/95/EC of 17th December 2006, when the product is carrying the CE mark of conformity, a Declaration of Conformity with the LVD Directive has been completed and signed by the manufacturer or his authorized representative as stipulated within the Certificate, and when the additional requirements of Annex IV regarding internal production control and the presence of technical documentation are complied with.

This document contains 1 page(s).

Date: 2015-06-30 Signature: *K.S. Lee*
 Kanghik Lee
 AP (GMA) PSE
 U.K. Korea Ltd.
 200 P.O. Sangnam Pseong Center, 127
 Yongsong-dong, Sangnam-gu, Seoul, Korea
 Tel: +82 2 2008 8000 Fax: +82 2 2008 8049

DEMKO CERTIFICATE

CERTIFICATE OF CONFORMITY

According to
Low Voltage Directive 2006/95/EC

Certificate No.: E475413-06-30-4
 Product: Zero Phase Current Transformer
 Model / Type ref.: SH series
 Holder of Certificate: SUNGHAM TRANSISTEK CO LTD
 34 Yansoo-ro 9-gil Eungyeop-gu, Seoul, Korea
 Manufacturer: Same as above
 Trade Mark: **Sst**
 Electrical Rating: Max. 600 VAc, 20A, Measurement Category: CAT II or CAT III
 Insulation Class: N/A
 Degree of Protection: N/A
 Additional Information: N/A

This certificate is only valid for products submitted for certification, which are identical to the tested and certified product(s). It is confirmed that a sample of the product has been tested and found in conformity with the following standard(s):
 Standard(s): EN 61010 - 1 : 2010 (3rd Edition), EN 61010-2-030: 2010 (First Edition)

Detailed specification of the tested and certified product are shown in the following Test Report:
 Test Report Ref. No.: 4786870322-CE-4 Issued Date: 2015-06-30 By: U.K. Korea Ltd.

The Member States of the EU shall presume compliance with the provisions of the Low Voltage Directive (LVD) 2006/95/EC of 17th December 2006, when the product is carrying the CE mark of conformity, a Declaration of Conformity with the LVD Directive has been completed and signed by the manufacturer or his authorized representative as stipulated within the Certificate, and when the additional requirements of Annex IV regarding internal production control and the presence of technical documentation are complied with.

This document contains 1 page(s).

Date: 2015-06-30 Signature: *K.S. Lee*
 Kanghik Lee
 AP (GMA) PSE
 U.K. Korea Ltd.
 200 P.O. Sangnam Pseong Center, 127
 Yongsong-dong, Sangnam-gu, Seoul, Korea
 Tel: +82 2 2008 8000 Fax: +82 2 2008 8049

KFI

제 2008-01-38 호

영 식 승 인 서

신청인 성 명 : 박이락
 상 호 : (주)성원테크
 사업장주소 : 서울 송파구 구산동 25-63

소방시설설치유지및안전관리예행안법 제36조제1항 · 제37조제1항 및 소방용기계·기구용 형식승인예행안규칙 제9조 · 제12조제1항의 규정에 의하여 다음과 같이 영식을 승인합니다.

1. 품 별 누전검지기(변류기)
2. 영 식 휴대형, 호환형
3. 영식승인번호 누전07-02-1
4. 부 관
5. 비 고 누전07-02(안전경전 승인번호)

2008년 01월 25일

한국소방검정공사 사장

KFI

제 2007-10-1298 호

영 식 승 인 서

신청인 성 명 : 박이락
 상 호 : (주)성원테크
 사업장주소 : 서울 송파구 구산동 25-63

소방시설설치유지및안전관리예행안법 제36조제1항 · 제37조제1항 및 소방용기계·기구용 형식승인예행안규칙 제9조 · 제12조제1항의 규정에 의하여 다음과 같이 영식을 승인합니다.

1. 품 별 누전검지기(변류기)
2. 영 식 휴대형, 호환형
3. 영식승인번호 누전07-01
4. 부 관
5. 비 고

2007년 10월 15일

한국소방검정공사 사장

企业资质:

G-CERTI Certificate

G-CERTI hereby certifies that

SUNGHAN TRANSTEK CO., LTD.

3-4F, 34, Yeonsoo-ro 3-gil, Eunpyeong-gu, Seoul, Korea

Has been audited by G-CERTI and has implemented

Environmental Management System

ISO 14001:2015

Scope of Registration

- 1) Design, Development, Sales, Production of Electrical and Electronic Parts (Zero Phase Current Transformers & Current Transformers)
- 2) Processing and Trading of Bimetallic Strips and Perm Alloy Cores

EA Code : 19_29
Issue Date : 23 May 2017
Expiry Date : 24 May 2020
Original Date : 24 May 2005
Certification No. : GK - 9022 - EC

Beijing BTIHEA Certification Co., Ltd.

G-CERTI Certificate

G-CERTI hereby certifies that

SUNGHAN TRANSTEK CO., LTD.

3-4F, 34, Yeonsoo-ro 3-gil, Eunpyeong-gu, Seoul, Korea

Has been audited by G-CERTI and has implemented

Quality Management System

ISO 9001:2015

Scope of Registration

- 1) Design, Development, Sales, Production of Electrical and Electronic Parts (Zero Phase Current Transformers & Current Transformers)
- 2) Processing and Trading of Bimetallic Strips and Perm Alloy Cores

EA Code : 19_29
Issue Date : 23 May 2017
Expiry Date : 24 May 2020
Original Date : 24 May 2005
Certification No. : GK - 9022 - QC

Beijing BTIHEA Certification Co., Ltd.

ENVIRONMENTAL MANAGEMENT SYSTEM CERTIFICATE

Registration No.: 04610E1006R0M

We hereby certify that the organization

Shandong Sunghan Transtek Co., Ltd.

Shuangyushu Road, Linyi High-tech Industrial Development Zone, Shandong Province, P. R. China (276017)

is in conformity with Environmental Management System Standard GB/T24001-2004 idt ISO14001: 2004

The certificate is valid to the following product(s)/service:

Production of Creepage Protection Used Current Transformer, Core Products and Components and Related Management Activities

Issued By: [Signature]

Date of Issue: 2019-04-20
Date of Expiry: 2019-04-19

Beijing BTIHEA Certification Co., Ltd.

环境管理体系认证证书

注册号: 04610E1006R0M

兹证明:

山东科盛电子有限公司

山东省临沂市高新技术产业开发区双月湖路 (276017)

环境管理体系符合:

GB/T24001-2004 idt ISO14001: 2004 标准

证书覆盖范围:

漏电流保护用电流互感器、铁芯产品及其组件的生产及相关管理活动

颁发日期: 2019-04-20
有效期至: 2019-04-19

北京博天亚认证有限公司

QUALITY MANAGEMENT SYSTEM CERTIFICATE

Registration No.: 04612Q1216SR1M

We hereby certify that the organization

Shandong Sunghan Transtek Co., Ltd.

Shuangyushu Road, Linyi High-tech Industrial Development Zone, Shandong Province, P. R. China (276017)

is in conformity with Quality Management System Standard GB/T19001-2008 idt ISO9001: 2008

The certificate is valid to the following product(s)/service:

Production of Earth Leakage Protection Current Transformer, Amorphous and Nanocrystalline Magnetic Core and Ramification

Issued By: [Signature]

Date of Issue: 2012-09-13
Date of Expiry: 2015-09-12
Date of Initial Issue: 2008-10-26

Beijing BTIHEA Certification Co., Ltd.

质量管理体系认证证书

注册号: 04612Q1216SR1M

兹证明:

山东科盛电子有限公司

山东省临沂市高新技术产业开发区双月湖路 (276017)

质量管理体系符合:

GB/T19001-2008 idt ISO9001: 2008 标准

证书覆盖范围:

漏电流保护用电流互感器、铁芯产品及组件的生产

颁发日期: 2012-09-13
有效期至: 2015-09-12
初次发证日期: 2009-10-26

北京博天亚认证有限公司

谢谢观看

公司地址：山东省临沂高新技术产业开发区龙腾路156号

联系电话：0539-7109222

公司网站：<http://www.delver.tech>

企业邮箱：stc2006@163.com